



ಬೃಹತ್ ಬೆಂಗಳೂರು ಮಹಾನಗರ ಪಾಲಿಕೆ
Bruhat Bengaluru Mahanagara Palike



BBMP COVID-19 WAR ROOM 29.05.2022



OVERVIEW OF COVID-19 IN BENGALURU



CASE TRENDS

ACTIVE CASES **1,943**

Confirmed Cases

232

17,87,380 #

Recovered Cases

93

17,68,473 #

Death Cases

0

16,964 #



HOSPITALIZATION

2

ICU – V

-

ICU

-

HDU

-

General

2

INCLUDES GOVT. QUOTA AND PRIVATE WALK-IN HOSPITALIZATION



VACCINATION

19,167

1,91,67,171 #

First Dose

2,699

95,34,893 #

Second Dose

6,189

90,29,815 #

Precaution Dose

10,279

6,02,463 #



TRIAGING

MTU

11

Tele Triage

176



ACTIVE CLUSTERS

5

Budding Clusters (<5 Cases)

3

Clusters (> 5 cases)

2



TESTING

12,930

2,97,31,175 #

RAT

2,558

RTPCR

10,372

Positivity : 1.20%

*FOR LAST 7 DAYS

: indicates cumulative numbers till date



ABSTRACT OF COVID-19 SCENARIO IN BENGALURU



	MALE			FEMALE			TRANSGENDER			TOTAL		
	Last 24 Hours	Last 7 Days	Cumulative	Last 24 Hours	Last 7 Days	Cumulative	Last 24 Hours	Last 7 Days	Cumulative	Last 24 Hours	Last 7 Days	Cumulative
Positive Cases	126	643	10,57,241	106	471	7,29,948	0	0	191	232	1,114	17,87,380
Recovered Cases	56	504	10,44,881	37	317	7,23,409	0	0	183	93	821	17,68,473
Death Cases	0	0	10,745	0	0	6,215	0	0	4	0	0	16,964
Total Tests Done	In Last 24 hrs. : 12,930			In last 7 days : 92,742			Cumulative : 2,97,31,175					
Vaccine Doses Administered	In Last 24 hrs. : 19,167			In last 7 days : 82,631			Cumulative : 1,91,67,171					
ACTIVE CASES									1,943			

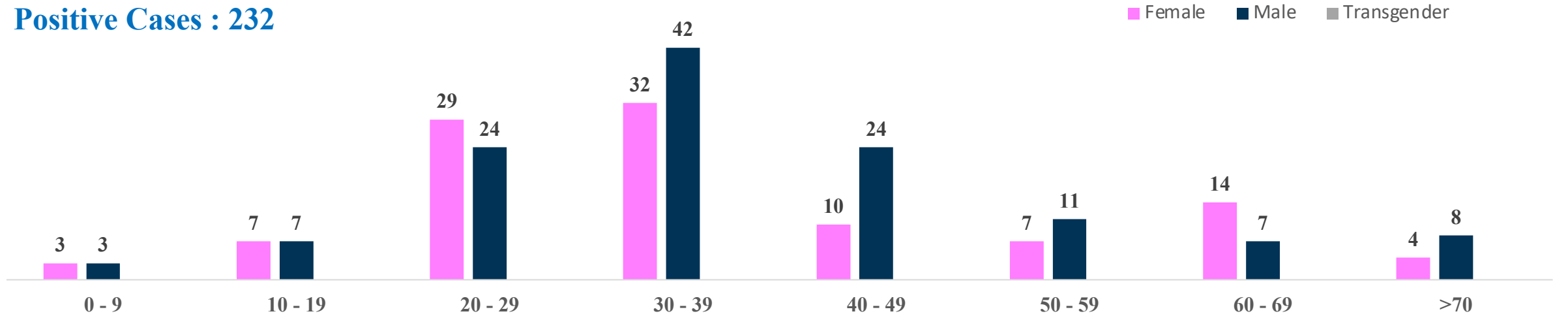
*Covid deaths occurred today : 00 | Covid deaths occurred beyond last 24 hrs., reported today : 00



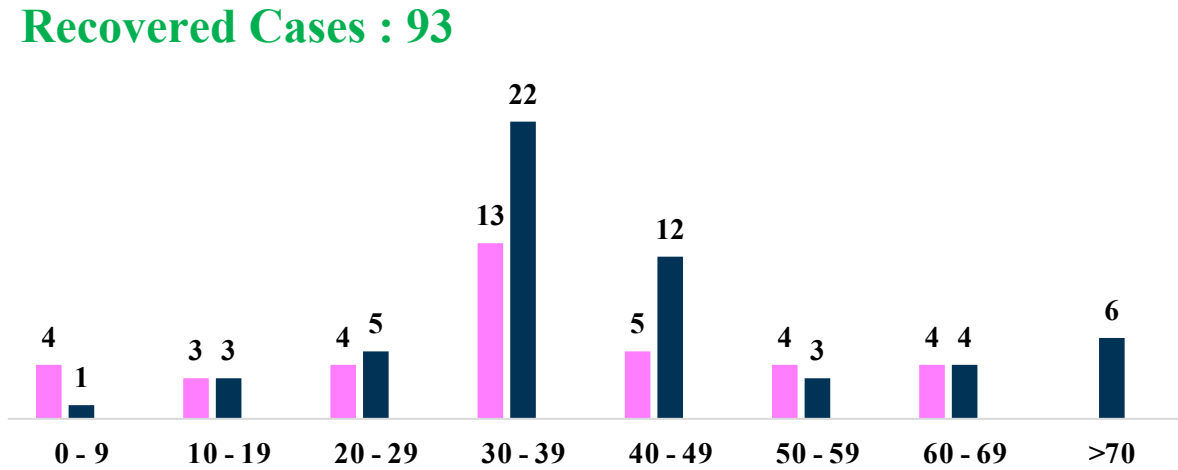
LAST 24 HOURS AGE GROUP AND GENDER WISE DISTRIBUTION



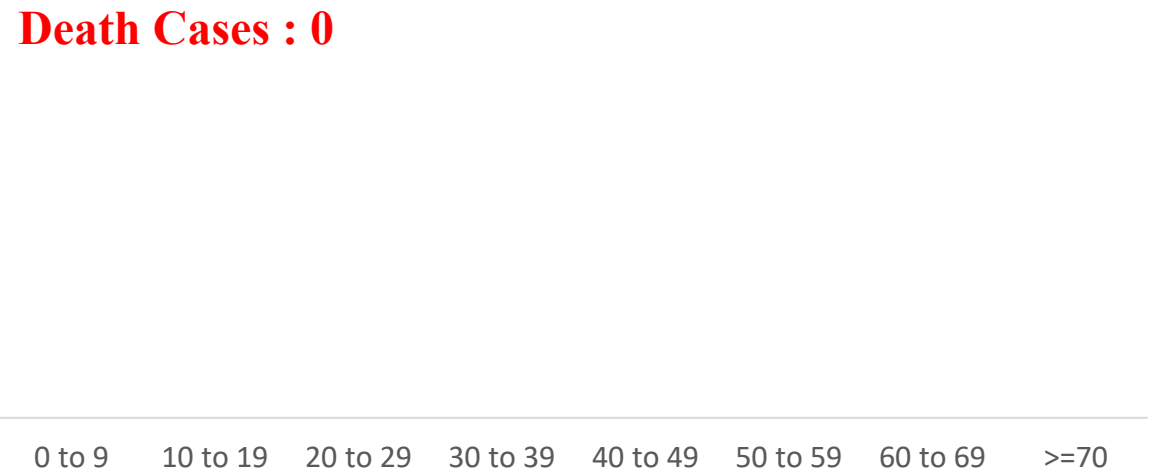
Positive Cases : 232



Recovered Cases : 93

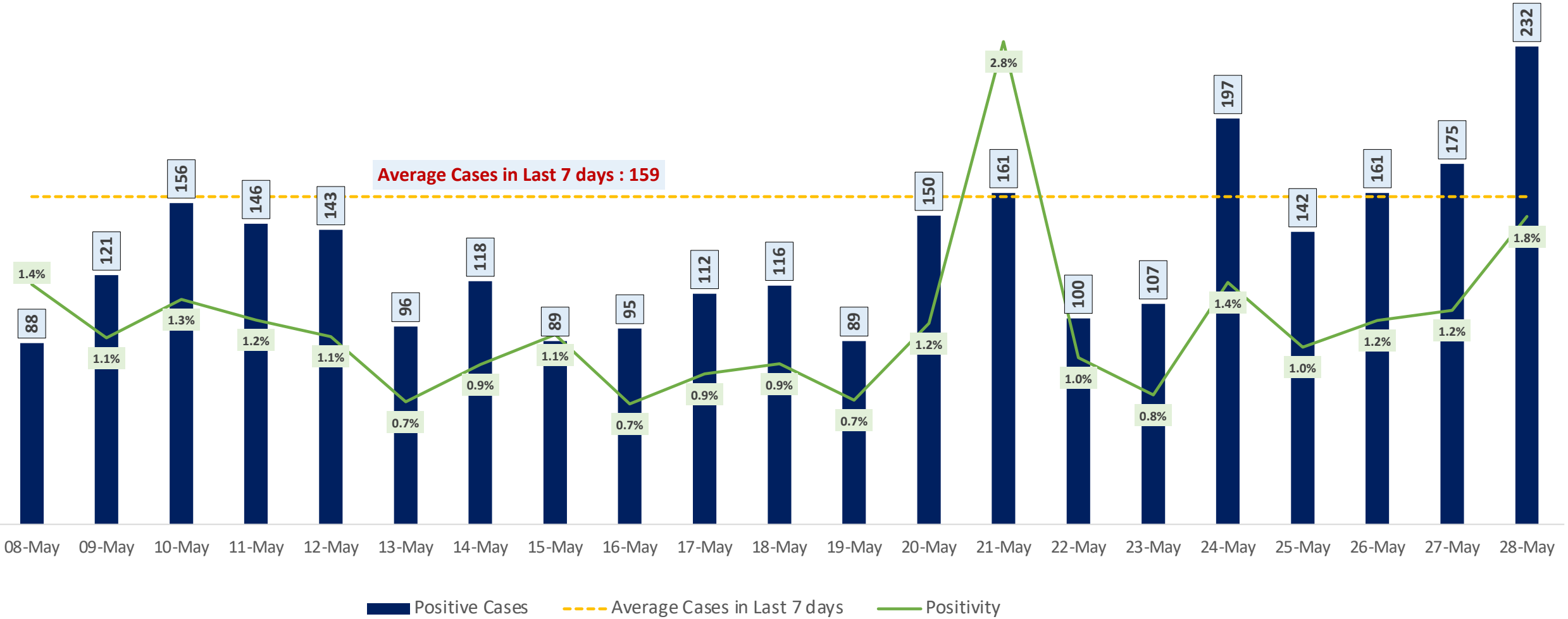


Death Cases : 0





POSITIVITY RATE OF BENGALURU – LAST 21 DAYS

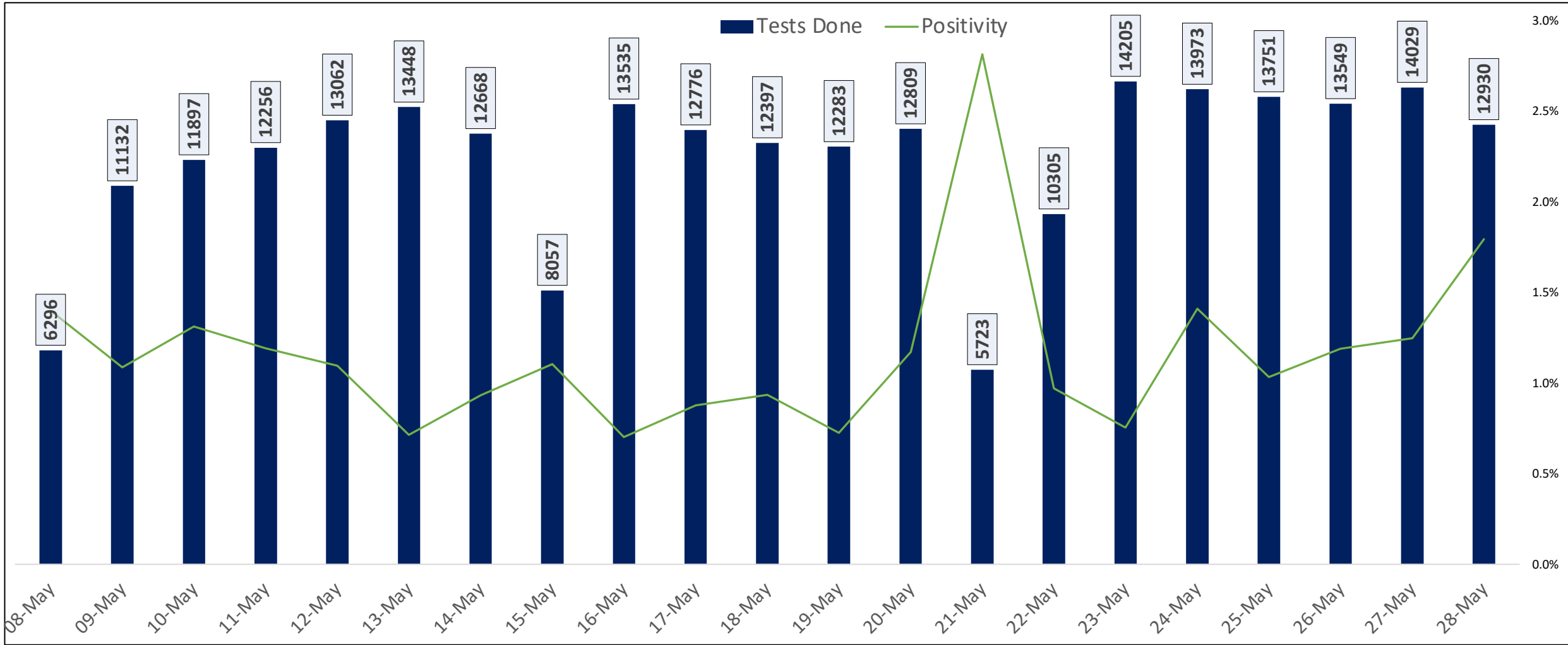




TESTING TRENDS IN BENGALURU



Total Test Conducted Till Date	Test Conducted Last 24 hours	Last 7 Days Average
2,97,31,175	12,930	13,249



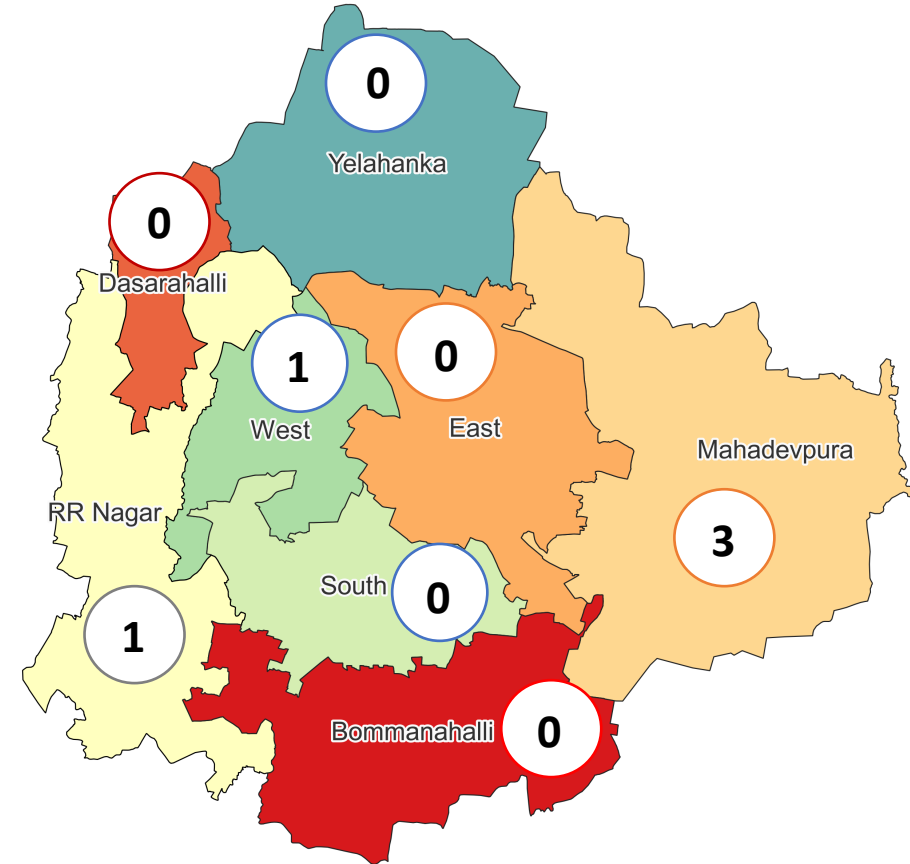


CLUSTER DETAILS



Zone Name	TOTAL CLUSTERS	Budding Clusters	Clusters	Outbreaks
		Less Than 5 Cases	5 To 14 Cases	More Than 14 Cases
BOMMANAHALLI	0 (-)	0 (-)	0 (-)	0 (-)
DASARAHALLI	0 (-)	0 (-)	0 (-)	0 (-)
EAST	0 (-)	0 (-)	0 (-)	0 (-)
MAHADEVPURA	3 (-)	2 (-)	1 (-)	0 (-)
RR NAGAR	1 (-)	0 (-)	1 (-)	0 (-)
SOUTH	0 (-)	0 (-)	0 (-)	0 (-)
WEST	1 (-)	1 (-)	0 (-)	0 (-)
YELAHANKHA	0 (-)	0 (-)	0 (-)	0 (-)
TOTAL	5 (-)	3 (-)	2 (-)	0 (-)

Total Active Clusters



Types of Clusters

Zone Name	Apartments/ Villa	Individual House	Hostels/Quarters	Others	Schools/Colleges
BOMMANAHALLI	0 (-)	0 (-)	0 (-)	0 (-)	0 (-)
DASARAHALLI	0 (-)	0 (-)	0 (-)	0 (-)	0 (-)
EAST	0 (-)	0 (-)	0 (-)	0 (-)	0 (-)
MAHADEVPURA	2 (-)	1 (-)	0 (-)	0 (-)	0 (-)
RR NAGAR	0 (-)	1 (-)	0 (-)	0 (-)	0 (-)
SOUTH	0 (-)	0 (-)	0 (-)	0 (-)	0 (-)
WEST	1 (-)	0 (-)	0 (-)	0 (-)	0 (-)
YELAHANKHA	0 (-)	0 (-)	0 (-)	0 (-)	0 (-)
TOTAL	3 (-)	2 (-)	0 (-)	0 (-)	0 (-)

▲▼ : Shows increase and decrease in numbers as compared to previous day



GOVT. QUOTA COVID BED STATUS AS ON 29.05.2022



SR. NO.	Facility Type	No. of Hospital	Total Allocated Beds for C+ Patients					Occupied Beds for C+ Patients					Net Available Beds for C+ Patients				
			Gen Beds	HDU	ICU Beds	ICU-V	Total	Gen Beds	HDU	ICU Beds	ICU-V	Total	Gen Beds	HDU	ICU Beds	ICU-V	Total
1	Government Medical Colleges	4	120	255	33	27	435	0	0	0	0	0	120	255	33	27	435
2	Government Hospitals	18	637	292	74	95	1,098	0	0	0	0	0	637	292	74	95	1,098
3	Private Medical Colleges	12	178	200	66	35	479	0	0	0	0	0	178	200	66	35	479
4	Private Hospitals	32	181	61	49	42	333	0	0	0	0	0	181	61	49	42	333
5	Covid Care Centre	1	50					0					50				
Total Beds		67	1,166	808	222	199	2,395	0	0	0	0	0	1,166	808	222	199	2,395

* Status as on 29.05.2022 – 05:45 PM

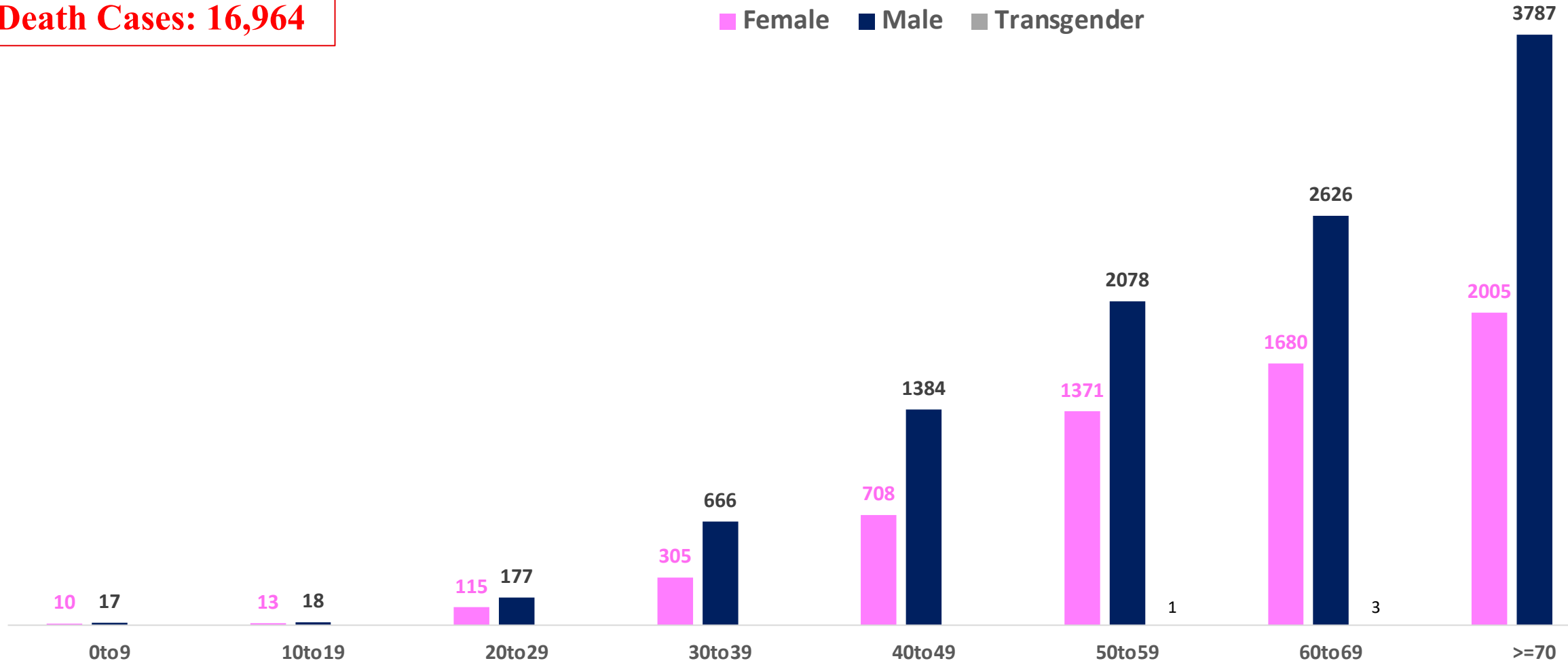


AGE AND GENDER WISE DISTRIBUTION OF DEATH CASES



Death Cases: 16,964

Female Male Transgender





VACCINATION COVERAGE AS ON 28.05.2022



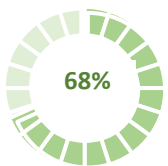
Total Doses Administered

1,91,67,171

▲ 19,167

Total 12-14 years Population : 2.82 Lakhs

1ST DOSE

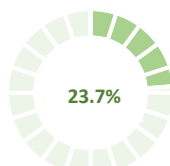


68%

1,92,255
Doses administered

▲ 2,030

2ND DOSE



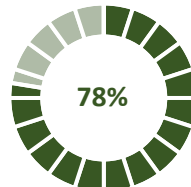
23.7%

66,797
Doses administered

▲ 3,191

Total 15-18 years Population : 4.42 Lakhs

1ST DOSE

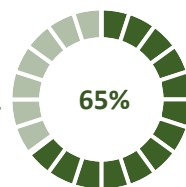


78%

3,43,460
Doses administered

▲ 363

2ND DOSE



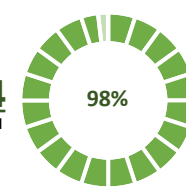
65%

2,86,004
Doses administered

▲ 523

Total adult Population : 91.7 Lakhs

1ST DOSE

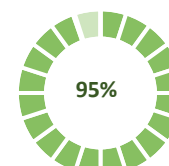


98%

89,99,178
Doses administered

▲ 306

2ND DOSE



95%

86,77,014
Doses administered

▲ 2,475

Priority Group*

Health Care Workers

Dose 1

2,10,309

Doses administered

▲ 0

Dose 2

2,06,447

Doses administered

▲ 3

Frontline Workers

Dose 1

3,81,805

Doses administered

▲ 0

Dose 2

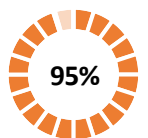
3,72,575

Doses administered

▲ 3

45 – 59 Years Coverage

Dose 1

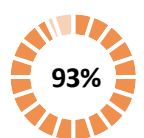


95%

16,93,741
Doses administered

▲ 26

Dose 2



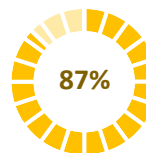
93%

16,48,781
Doses administered

▲ 255

18 - 44 Years Coverage

Dose 1

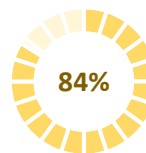


87%

57,33,836
Doses administered

▲ 267

Dose 2



84%

55,01,172
Doses administered

▲ 2,101

60 + Years Coverage

Dose 1



100%

9,79,487
Doses administered

▲ 13

Dose 2



100%

9,48,039
Doses administered

▲ 113

PRECAUTION DOSE



6,02,463

Doses administered

▲ 10,279

PRECAUTION DOSES ADMINISTERED

Health Care Workers

77,558

Booster Doses administered

▲ 241

Front Line Workers

79,569

Booster Doses administered

▲ 876

60 + Years Coverage

3,23,339

Booster Doses administered

▲ 1,258

18 + Years Coverage

1,21,997

Booster Doses administered

▲ 7,904

▲ indicates the increase in last 24 hours



COVID-19 SCENARIO IN BENGALURU AND OTHER METROPOLITIAN CITIES



CITY NAME	Positive Cases	Active Cases	Recovered	Deceased	Vaccine Doses Administered
New Delhi	19,05,954	1,641	18,78,105	26,208	3,42,24,374
Bengaluru*	17,87,380	1,943	17,68,473	16,964	2,20,32,004
Mumbai	10,63,681	1,929	10,42,186	19,566	2,10,79,666
Chennai	7,52,422	226	7,43,128	9,068	1,05,39,688
Kolkata	4,47,192	272	4,41,264	5,656	1,01,58,961

Source : <https://dashboard.cowin.gov.in/> at 5:45 pm (29.05.2022)
Source : <https://www.covid19bharat.org/> at 5:45 pm (29.05.2022)

*includes BBMP & Bengaluru Urban



SNAPSHOT OF COVID-19 CASES IN BENGALURU URBAN



**Total Wards With
<=5 Cases* :
171**

**Tests Conducted
On 28.05.2022:
12,930**

**Recovery
Rate:
98.94%**

**Total
Active Cases :
1,943**

**Total Vaccinated on
28.05.2022:
19,167**

**Positivity
Rate* :
1.20%**

**Active
Rate:
0.11%**

**Case
Fatality Rate* :
0.00%**



*Total positive cases In the past 7 days

*CFR and positivity is for Past 7 days



ಬೃಹತ್ ಬೆಂಗಳೂರು ಮಹಾನಗರ ಪಾಲಿಕೆ
Bruhat Bengaluru Mahanagara Palike



Download BBMP Bulletin	https://apps.bbmpgov.in/covid19/mediabulletin.php
For BBMPCovid19 Bed Status:	https://apps.bbmpgov.in/covid19/en/Bedstatus.php
To register for vaccination :	https://selfregistration.cowin.gov.in/
BBMP COVID19 Dashboard:	https://apps.bbmpgov.in/covid19/
Follow us on:	 www.facebook.com/bbmp.comm1/
	 twitter.com/BBMPCOMM

Issued by:

Honorable Chief Commissioner, BBMP
Special Commissioner Health & IT, BBMP
MD, Bengaluru Smart City Limited

THANK YOU !

ಅರೋಗ್ಯ ಮತ್ತು ಕುಟುಂಬ ಕಲ್ಯಾಣ ಇಲಾಖೆ

**ಲಸಿಕೆಯ ಏಜಿರತೆ
ಜೀವನ ಸುರಕ್ಷತೆ**



ಕೋವಿಡ್ ಮುಕ್ತ ಸಮಾಜಕ್ಕಾಗಿ, ಸಕಾಲದಲ್ಲಿ ಎರಡು ಡೋಸ್ ಲಸಿಕೆ.

ನಿಮ್ಮ ಎರಡನೇ ಡೋಸ್ ಲಸಿಕೆ ಬಾರಿಯಿದ್ದರೆ ಹತ್ತಿರದ ಲಸಿಕಾ ಕೇಂದ್ರಕ್ಕೆ ಭೇಟಿ ನೀಡಿ. ಸಂಪೂರ್ಣ ಲಸಿಕಾಕರಣ ಐಹಕ ಮುಖ್ಯ.

www.cowin.gov.in ಇಲ್ಲಿ ಲಸಿಕೆಗಾಗಿ ನೋಂದಾಯಿಸಿಕೊಳ್ಳಿ

ಹೆಚ್ಚಿನ ಮಾಹಿತಿಗಾಗಿ 24X7 ಉಚಿತ ಅರೋಗ್ಯ ಸಹಾಯವಾಣಿ 104 ಕ್ಕೆ ಕರೆ ಮಾಡಿ

